




ANNUAL MEETING & VOLUNTEER APPRECIATION
SEPTEMBER 13, 2023



ANNUAL MEETING | SEPTEMBER 13, 2023



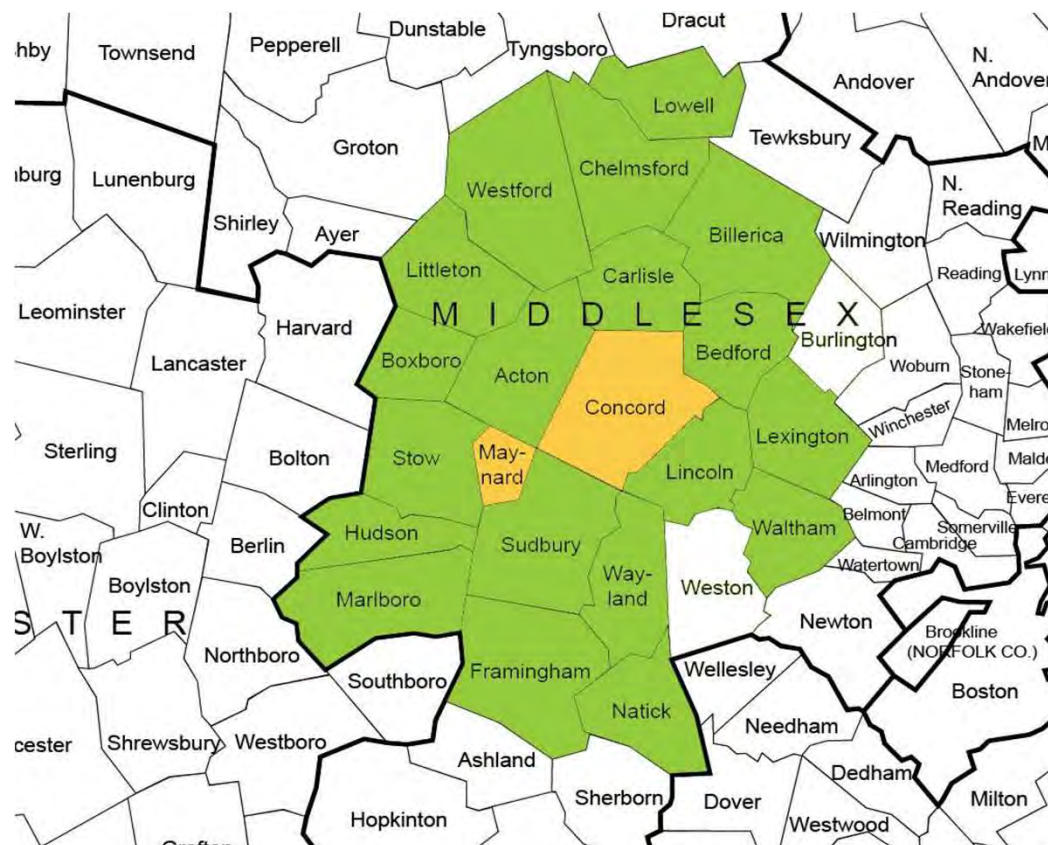
Mission & Values

- Open Table's mission is to end hunger in our local community by providing healthy food in ways that respect the dignity and diversity of those served.
- Open Table offers a wide variety of healthy and culturally appropriate groceries and prepared meals at our main facility in Maynard and through several mobile pantries and delivery programs. We provide a welcoming community of support and assistance to families and individuals, including many seniors and children in central Middlesex county, and have a team of diverse, committed and passionate staff and volunteers.



Who Do We Serve?

- ✓ 21 communities in Middlesex County
- ✓ Anyone who works in Maynard or Concord



Why DO We Do It?

1 in 3 Massachusetts adults struggle with food insecurity

36% of MA households experienced child-level food insecurity, **meaning a child was hungry, skipped a meal, or did not eat for a whole day because there wasn't enough money for food.**

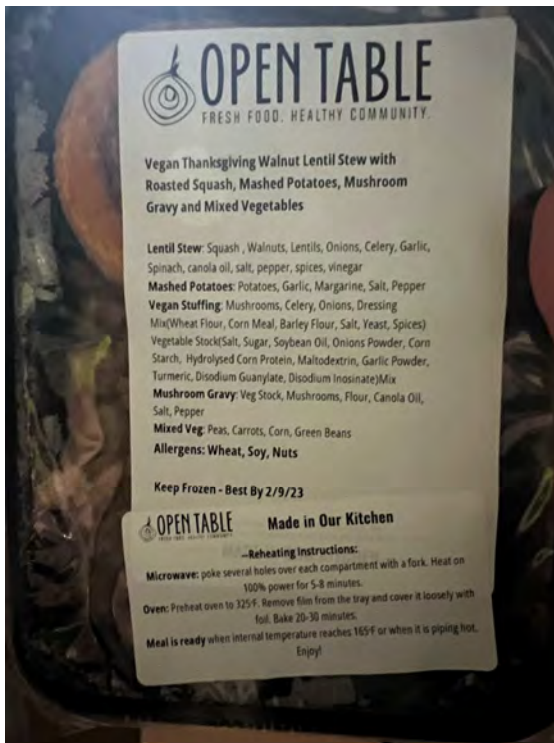
Food-insecure households had to choose between paying for food and paying for:

- Medical care (61%)
- Utilities (70%)
- Mortgage or rent (64%)
- Transportation (68%)
- School or tuition (44%)

June 2023 Greater Boston Food Bank, link to full report: [Ending-Hunger-Together_Opportunities-to-Improve-Food-Equity-and-Access.pdf \(gbfb.org\)](#)



Main Forms of Food Assistance:



Groceries

Grocery items include non-perishable groceries, fresh fruits and vegetables, dairy products, and protein. We stock a wide variety of food to meet dietary restrictions, cultural preferences, and personal tastes.

Prepared Meals

Delicious and healthy pre-cooked meals are made fresh and frozen in individual portions. Meal options include vegan, vegetarian, heart healthy.



Incoming Food:

91% of all food acquired in FY23 was donated or “in-kind”

- Greater Boston Food Bank
- Grocery stores
- Food rescue organizations
- Local farms
- Community food drives

There is a standardized value assigned to “in-kind” food (\$/lb)

FY23 value: \$1.1M

OT purchases food to supplement food donations and ensure healthy options and variety



Food Distribution:

Use of food by program:

- 53% Fresh Air Pantry
- 20% Mobile & Delivery Programs
- 27% Prepared Meals



Fresh Air Pantry:

- Maynard facility
- Tuesdays & Thursdays
- Drive through model

Mobile & Delivery Programs:

- Senior Centers/Councils on Aging
- Schools
- Health Departments
- Housing Authorities
- Faith-Based Organizations
- Non-Profit Organization



FY23 By the Numbers:

Metric	FY22 July 2021–June 2022	FY23 July 2021–June 2022	% Change
Food Distributed at Pantry (lbs of food)	531,759	723,719	36%
Assistances	13,990	17,232	23%
New Households	705	1,369	94%
New Individuals	1,729	3,783	119%
Frozen & Fresh Meals (# meals)	42,726	58,262	36%



FY23 Balance Sheet:

Income Drivers	Expense Drivers
<ul style="list-style-type: none">• Donations• Grants• Events	<ul style="list-style-type: none">• Personnel• Facilities/Utilities• Purchased Food & Supplies

✓ FY23 = Positive Net Income



How we do it:

- A small dedicated staff
- Community and corporate partners
- Generous donors large and small
- **A huge group of committed volunteers**

Total Volunteers: 638

New Volunteers: 291

Volunteer Hours: nearly 24,000



Where Does the Time Go...

Home Delivery
Transportation
Farm Pickup
Grocery Store Pickup
Client Administration
Distribution
Phone Orders
Kitchen/Cooking
Lid & Label
Dishwashing

Pick & Pack
Beharrell St.
Summer Lunch Program
Family to Family Program
Facility & Maintenance
Recycling & Composting
Student Shift
Summer Intern Program
Personal Care Items
Administrative Assistance

Event Committees
Fundraising Committee
Grantwriting Committee
Communications Team
Annex Committee
Investment Committee
Finance Committee
Governance Committee
Board of Directors



THANK YOU FOR COMING!

